



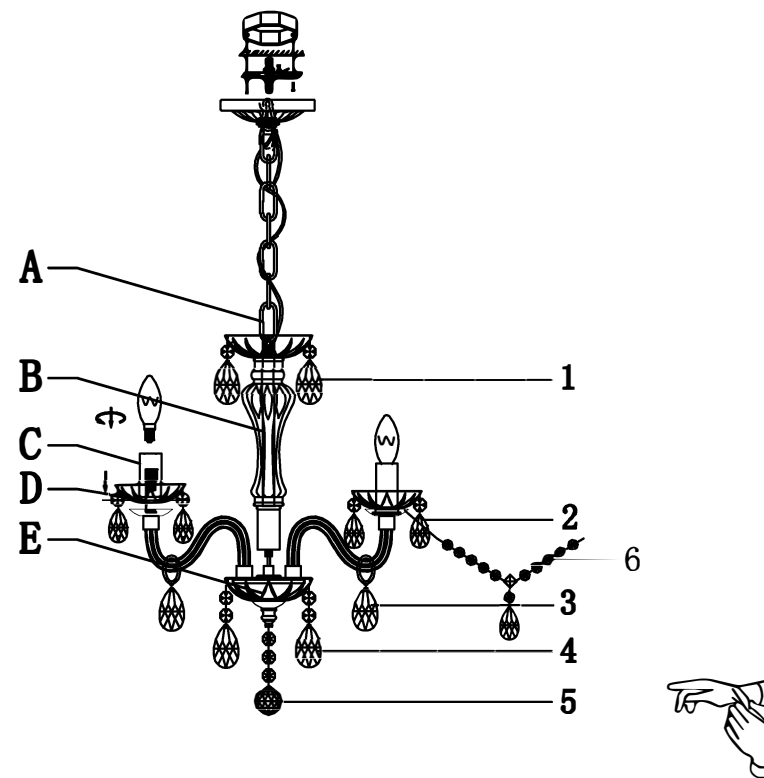
Trade Mark:  
CRYSTAL WORLD INC















Product Name: Pendant lamp  
Model :8273P14C-4  
120Vac, 60Hz,AC ONLY  
Lamp Size:Ø14"X15"H



## PENDANT LAMP ASSEMBLY INSTRUCTIONS

- 1.Screw part(B) onto the lampbody(C) secure with screw.
- 2.Put (C) and (D) onto (E).
- 3.Please fix (A) with (B).
- 4.Please wear gloves when you hanging the crystal.
- 5.Install bulbs( NOT INCLUDED),USE 120V E12  4\*40W Max.



- |   |  |  |   |   |   |
|---|--|--|---|---|---|
| 1<br> 14mm*1pcs<br> 50mm*1pcs<br>4PCS | 2<br> 14mm*1pcs<br> 38mm*1pcs<br>16PCS | 3<br> 60mm*1pcs<br>4PCS | 4<br> 14mm*2pcs<br> 50mm*1pcs<br>4PCS | 5<br> 14mm*3pcs<br> 30mm*1pcs<br>1PCS | 6<br> 14mm*11pcs<br> 14mm*1pcs<br> 50mm*1pcs<br>4PCS |
| C<br> #26*70mm*1pcs<br>4PCS  | D<br> #80mm*1pcs<br>4PCS  |  |   |   |   |