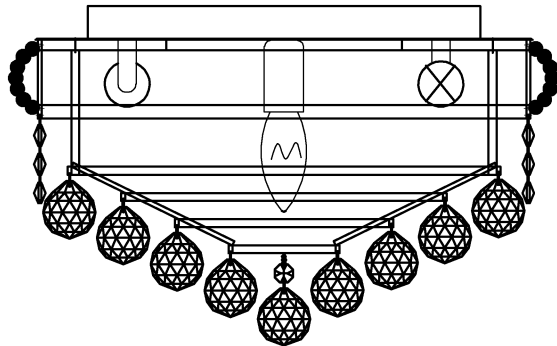


Trade Mark:
CRYSTAL WORLD INC

Product Name: Ceiling lamp
Model :8001C18G
120Vac, 60Hz,AC ONLY
Lamp size:Ø18"XH10"

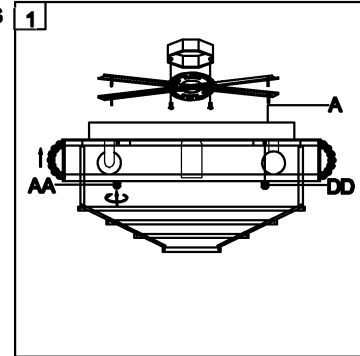


CEILING LAMP ASSEMBLY INSTRUCTIONS




1. Place fixture(A) onto mounting screws (DD). secure with cap nuts (AA).

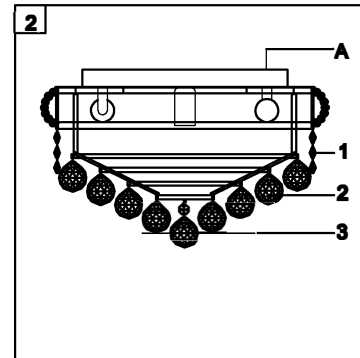
Hardware Used


AA Cap nut  X 4
DD Mounting screw  X 4



2. Please put the crystal(1) (2) (3) to the fixture (A).

1  14mm*3pcs 72PCS
2  40mm*1pcs 60PCS
3  14mm*1pcs 1PCS
40mm*1pcs



3. Install light bulbs (not included).
Use bulb  120V E12 5*40W Max.

