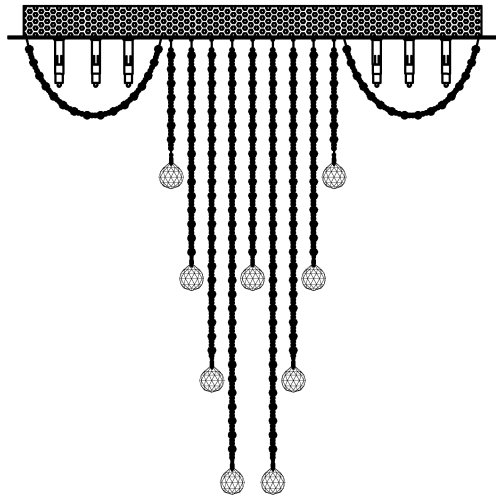


Trade Mark:
CRYSTAL WORLD INC


Product Name: Ceiling lamp
Model :6616C24C
120Vac, 60Hz,AC ONLY
Lamp size:Ø24"X24"H

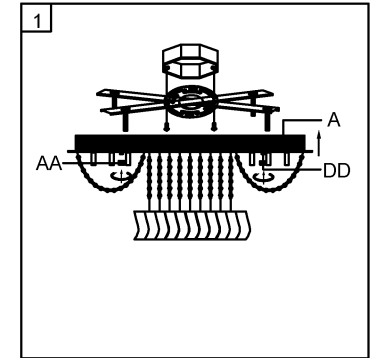


CEILING LAMP ASSEMBLY INSTRUCTIONS


1. Place fixture(A) onto mounting screws (DD).secure with cap nuts (AA).

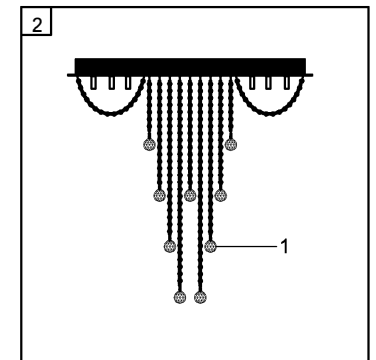
Hardware Used

AA Cap nut		X 4
DD Mounting screw		X 4





2. Please open the clear plastic bag carefully.and put the crystal(1) to the fixture .

1
 30mm*1PCS
34PCS



3. Install light bulbs (not included).

Use bulb
120V GU10  **3*35W Max.**
+ 12V G4  **16*20W Max.**

