


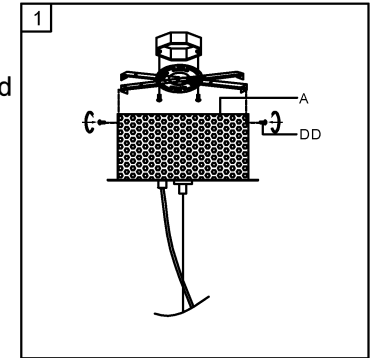
Trade Mark:
CRYSTAL WORLD INC

Product Name: Pendant lamp
MODEL:5066P20C
120Vac, 60Hz,AC ONLY
Lamp Size:Ø20"xH20"



PENDANT LAMP ASSEMBLY INSTRUCTIONS



1. Place fixture (A) onto Crossbar (EE).
secure with Mounting screw (DD).
Note: The fixture (A) should be installed
with the sockets facing down.

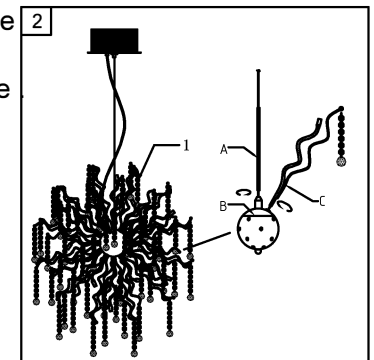



Hardware Used

DD Mounting screw  X 4

2. Please Screw part (A) and (C) onto the
lampbody (B)
Please put the crystal (1) in the fixture

1
 14mm*6PCS
 30mm*1PCS
45PCS



3. Install light bulbs (not included).
Use bulb
12V G4  **15x10W Max.**

