



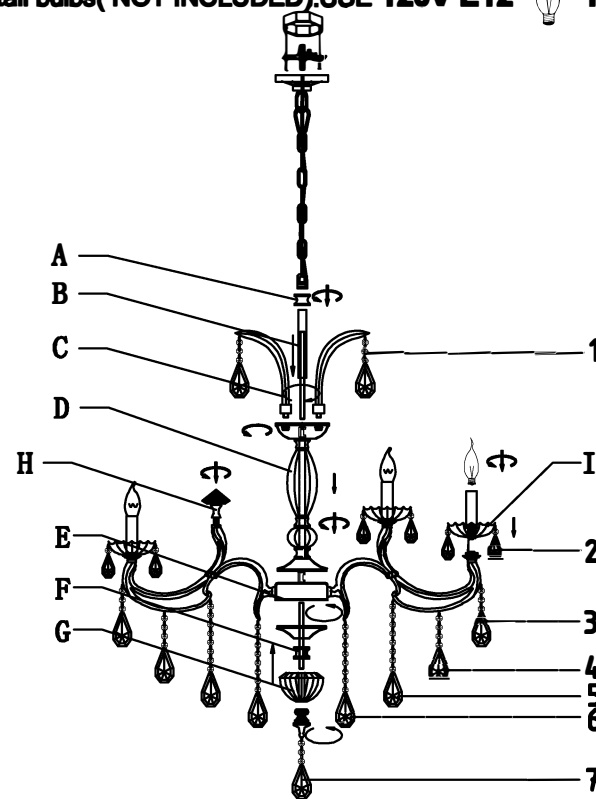
Trade Mark:  
CRYSTAL WORLD INC

















Product Name: Pendant lamp  
Model :2024P35C-10+5  
120Vac, 60Hz,AC ONLY  
Lamp Size:Ø35"X35"H



## PENDANT LAMP ASSEMBLY INSTRUCTIONS

- 1.Screw part (F) and (G) onto the part (E) secure with screw.
- 2.Screw part(D) onto the lampbody(E) secure with screw.
- 3.Screw part(B) onto (D) and (C) onto (D) secure with screw.
- 4.Please fix (A) with (B).
- 5.Please wear gloves when you hanging the crystal.
- 6.Install bulbs( NOT INCLUDED).USE 120V E12  15\*40W Max.



- |   |   |   |   |   |   |   |  |
|---|---|---|---|---|---|---|--|
| 1<br> 14 PCS | 2<br> 14 PCS | 3<br> 14 PCS | 4<br> 14 PCS | 5<br> 14 PCS | 6<br> 14 PCS | 7<br> 14 PCS |  |
|  76 PCS      |  60 PCS      |  76 PCS      |  76 PCS      |  76 PCS      |  76 PCS      |  76 PCS      |  |
| 8 PCS   | 60 PCS  | 10 PCS  | 10 PCS  | 10 PCS  | 10 PCS  | 1 PCS   |  |
| H<br> 60 PCS | I<br> 15 PCS |   |   |   |   |   |  |

