


Trade Mark:
CRYSTAL WORLD INC

Product Name: Pendant lamp
Model :2016P37C-10
120Vac, 60Hz,AC ONLY
Lamp Size:L37**W22**H22"-H48"

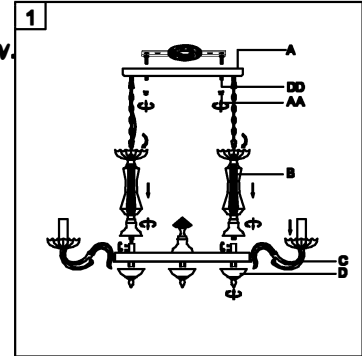


PENDANT LAMP ASSEMBLY INSTRUCTIONS





1. Please fix (A) with (B). Screw part (B) onto the lamp body (C) secure with screw. Please fix (D) with (C). Place fixture (A) onto mounting screws (DD). secure with cap nuts (AA).

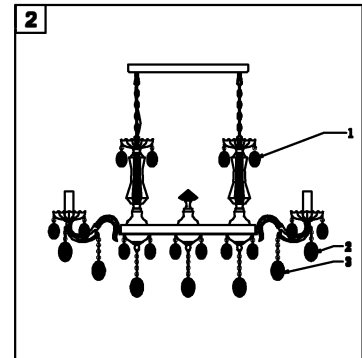
Hardware Used


AA Cap nut  X 2
DD Mounting screw  X 2



2. Please hang the crystal (1) (2) (3) to the fixture.

1  14mm*1PCS
60mm*1PCS
2  14mm*2PCS
63mm*1PCS
3  14mm*4PCS
63mm*1PCS
60PCS 10PCS 13PCS
 Ø110mm*H30*1PCS
12PCS



3. Install light bulbs (not included).
Use bulb
120V E12  10*60W Max.

