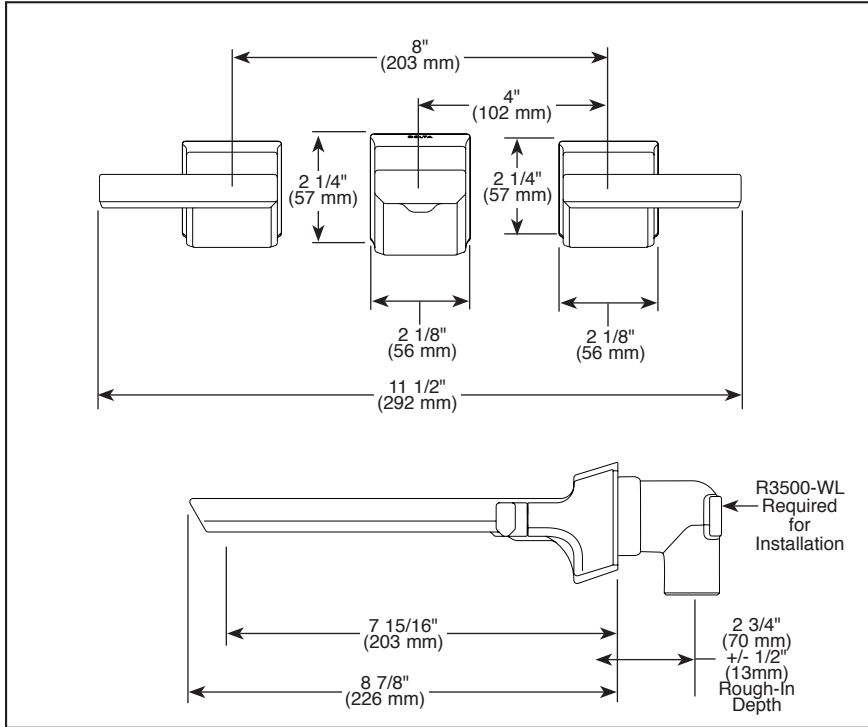
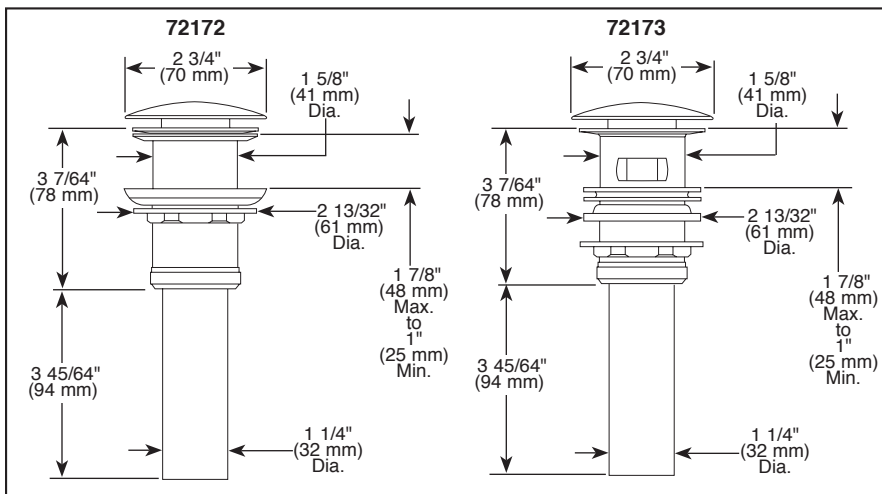


Submitted Model No.: _____

Specific Features: _____



▲ Designate Proper Finish Suffix



see what Delta can do™

LAVATORY FAUCET

- Pivotal™ Bath Collection
- Two Handle Wall Mount

STANDARD SPECIFICATIONS:


- Maximum 1.2 gpm @ 60 psi, 4.5 L/min @ 414 kPa
- Three hole wall mount
- Solid brass fabricated body
- 1/4 turn stops
- Accommodates wall thicknesses from 1/8" to 1 1/8"
- Cartridges ship with rough
- 1/2"-14 NPT threaded female inlets
- Rough-In R3500-WL required for installation
- Drain sold separately

WARRANTY

- Lifetime limited warranty on parts (other than electronic parts and batteries) and finishes: or, for commercial users, for 5 years from date of purchase.
- 5 year limited warranty on electronic parts (other than batteries); or, for commercial users, for 1 year from the date of purchase. No warranty is provided on batteries.



COMPLIES WITH:

- ASME A112.18.1 / CSA B125.1
-  Indicates compliance to ICC/ANSI A117.1
- EPA WaterSense®
- Verified compliant with .25% weighted average Pb content regulations.

Delta reserves the right (1) to make changes in specifications and materials, and (2) to change or discontinue models, both without notice or obligation. Dimensions are for reference only. See current full-line price book or www.deltafaucet.com for finish options and product availability.

DSP-L-T3599LF-WL Rev. A

Delta Faucet Company

55 E. 111th Street, Indianapolis, Indiana 46280
 350 South Edgeware Road, St. Thomas, ON N5P 4L1
 © 2017 Delta Faucet Company